










Wilson Primary School Snow Pack Year: 1

Topic: Treasure	Learning Opportunities			
Literacy & Communication (Speaking and listening, language and literacy)	Go to the library or use a computer under the supervision of an adult. What can you find out about snow? Which countries have the most snow? Why?	Write a set of instructions explaining how to build a snowman.	Use the school blog to play phonics game. 	Write a story set in the snow. 
Maths & Problem Solving (Maths, thinking skills, Logic, Problem solving)	Make a snowflake using paper. Does your design include 2D shape? 	Make up some word problems. E.g. The snowman has 5 coins and Jack Frost has 2 more coins than the snowman. How many coins has Jack Frost got altogether?	Draw different length icicles and order them from shortest to longest. 	Measure how deep the snow is using a ruler.
Science and the Outside environment (Science, PE, Healthy lifestyles, Eco issues and investigation)	Collect a small snowball. Time how long it takes for it to melt.	Do some research on the internet to find out how snow is formed.	Go to the library or use a computer under the supervision of an adult. How do animals keep warm in the snow?	Create a snow dance or jig.
Humanities and Citizenship (RE, History, Geography, Moral & Social and Economic Awareness)	Write a fact file about country which regularly sees snow.	Look at a picture of Greenland and Label human (man-made) and physical (natural) features.	With adult supervision bake some biscuits. Can you write down the recipe?	Go to the library or use a computer under the supervision of an adult. Can you find out how people in the past kept warm in the snow?
Creative Arts (Art, Design & technology, Music, Drama & Dance)	Make up a snow song. 	Make a hat to keep you warm in the snow. 	If you have a computer you can use a graphics package to draw something related to snow.	Make a 3D model of a snowman 
ICT will be used where appropriate in all subjects				